

Applications of Small High-Altitude Balloons: Is it time for flown perovskite solar simulator standards?

Scott Ireton
Casey Hare
Angstrom Designs

40th Annual Space Power Workshop
April 27, 2023

© 2023 by Angstrom Designs.

ÅNGSTROM DESIGNS

Why Fly Perovskites on Balloons?

- Researchers have made significant advancements in perovskite solar cell feasibility
- Multi-junction perovskites are being developed for space
- Perovskites need calibrated light IV measurements and flight heritage to transition from research to marketability
- Recent developments in stability and encapsulation show that perovskites can be used as balloon flown solar simulator calibration standards



What is a class A spectrally matched AM0 Solar Simulator?

- ASTM E927-10 defines class A AM0 spectral match by the integration of solar simulator irradiance across 8 bins to **+/- 25%**
- AIAA S-111 and S-112 standards carve out the spectral requirement for multi-junction cells and replace it with current matching sub-junctions to balloon flown standards within +/- 1% (except Ge bottom junctions at +30% -1%)
- Measuring current match on reference isotypes verify that accurate cell performance measurements can be made
- LED solar simulator spectral intensity can be tuned against flown isotypes such that sub-junction currents match AM0. Angstrom Designs holds a patent on this process.

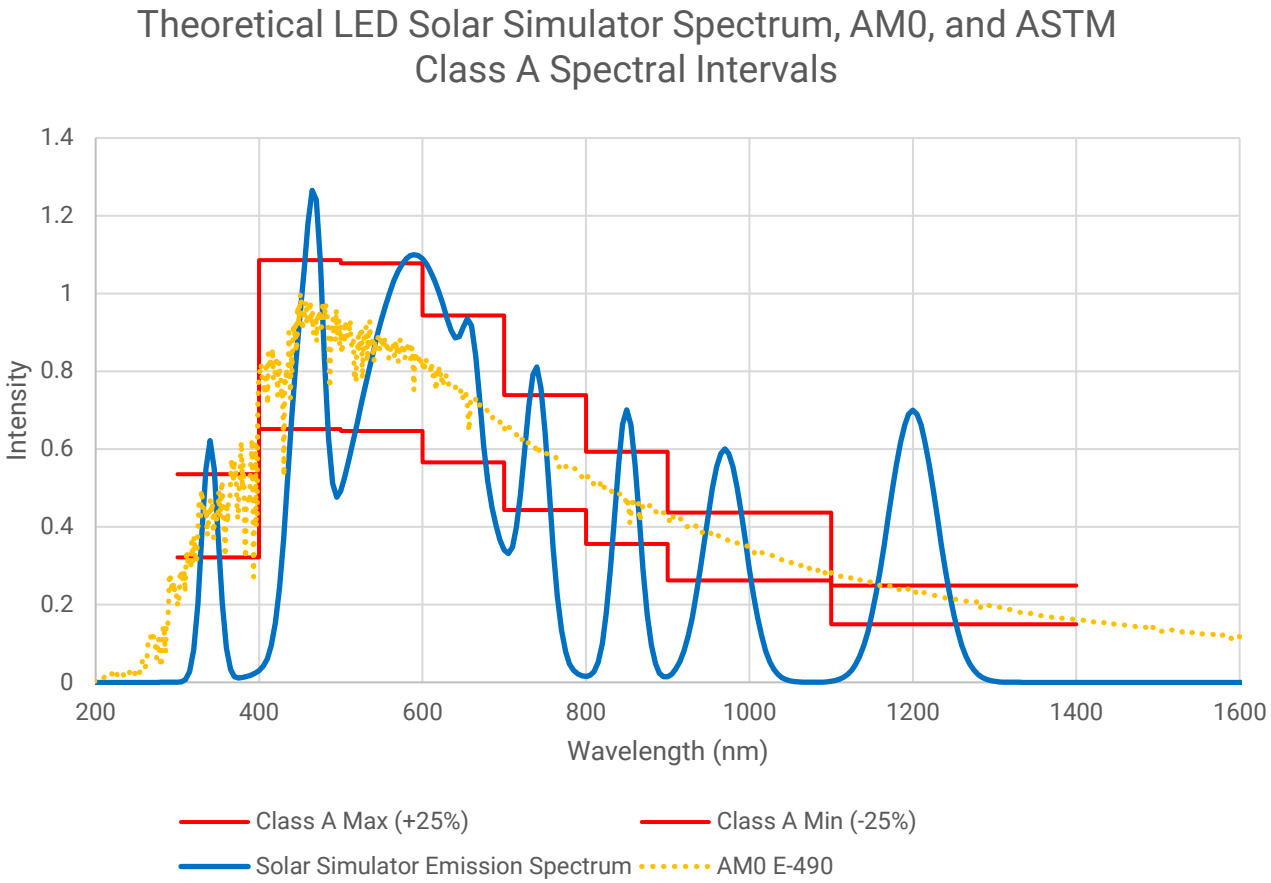

Flown calibration standards become even more important when testing multi-junction perovskites!

Perovskite Solar Cells As Standards

- Perovskite solar cell performance degrades with humidity
- Stability has improved dramatically in recent years. With proper encapsulation, a perovskite could be stable enough to meet AIAA requirements for calibration standards
- As PSCs degrade, EQE shape is maintained

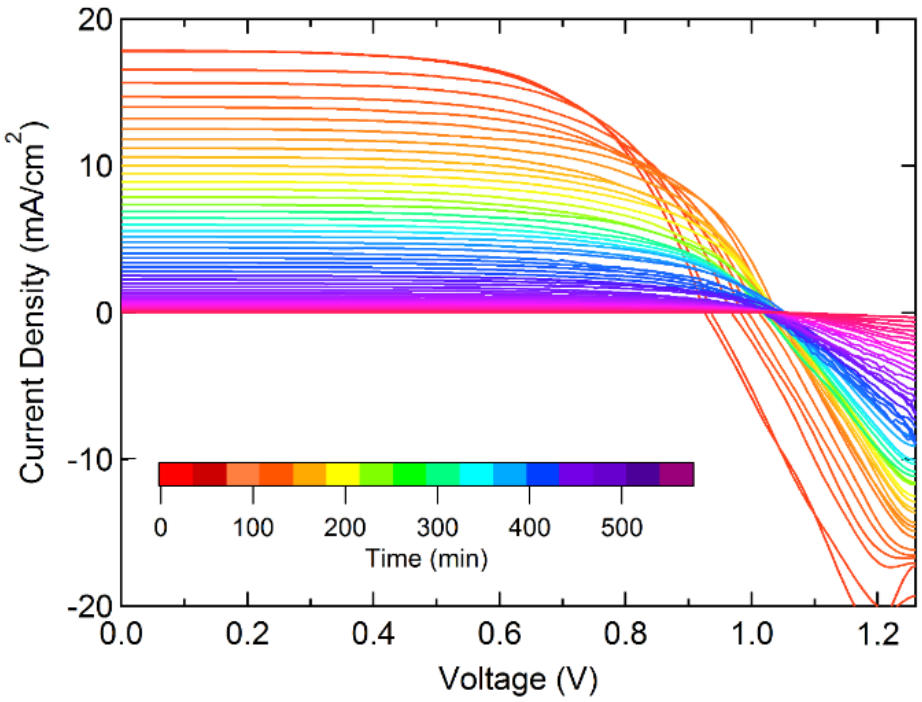

Figure S8. *J-V* curves of a perovskite device aging under a moist N_2 flow of 80 % RH. The time intervals are 12 min. The initial improvement in V_{OC} can be attributed to the fact that the device was stored in a nitrogen-filled glove box prior to first measurements, which removed the oxygen-induced doping from the spiro-OMeTAD. Exposure to air at the beginning of the experiment reintroduced doping and helped to initially improve the performance of the device.

Figure included with permission:
Song, Zhaoning, et al. "Perovskite Solar Cell Stability in Humid Air: Partially Reversible Phase Transitions in the PbI2-CH3NH3I-H2O System." Advanced Energy Materials, vol. 6, no. 15, 2016, 1600846.

Generating Flown Calibration Standards

	Mountaintop	Fixed Wing Aircraft	Large Balloons	Small Balloons
Cost	✓	✗	⚠	✓
Accessibility	✓	✗	⚠	✓
Flight Simplicity	✓	✗	✗	✓
Result Accuracy	✗	⚠	✓	✓

Angstrom Designs Selinium ZTJ Flights

- Angstrom performed 2 Selinium flights that contained the same 2x2 ZTJ in 2022 to share the data with you!
- Data between flights is extremely consistent
- AM0 Isc and temperature coefficients measured during the flight
- Sun pointing at altitude allowed for large data set above 30 km!
  - Max altitudes were 33.8 km and 34.4 km (111,000 ft & 113,000 ft.)
- Payload was recovered within minutes of landing on both flights
  - Rapid recovery reduces loss-of-payload risk

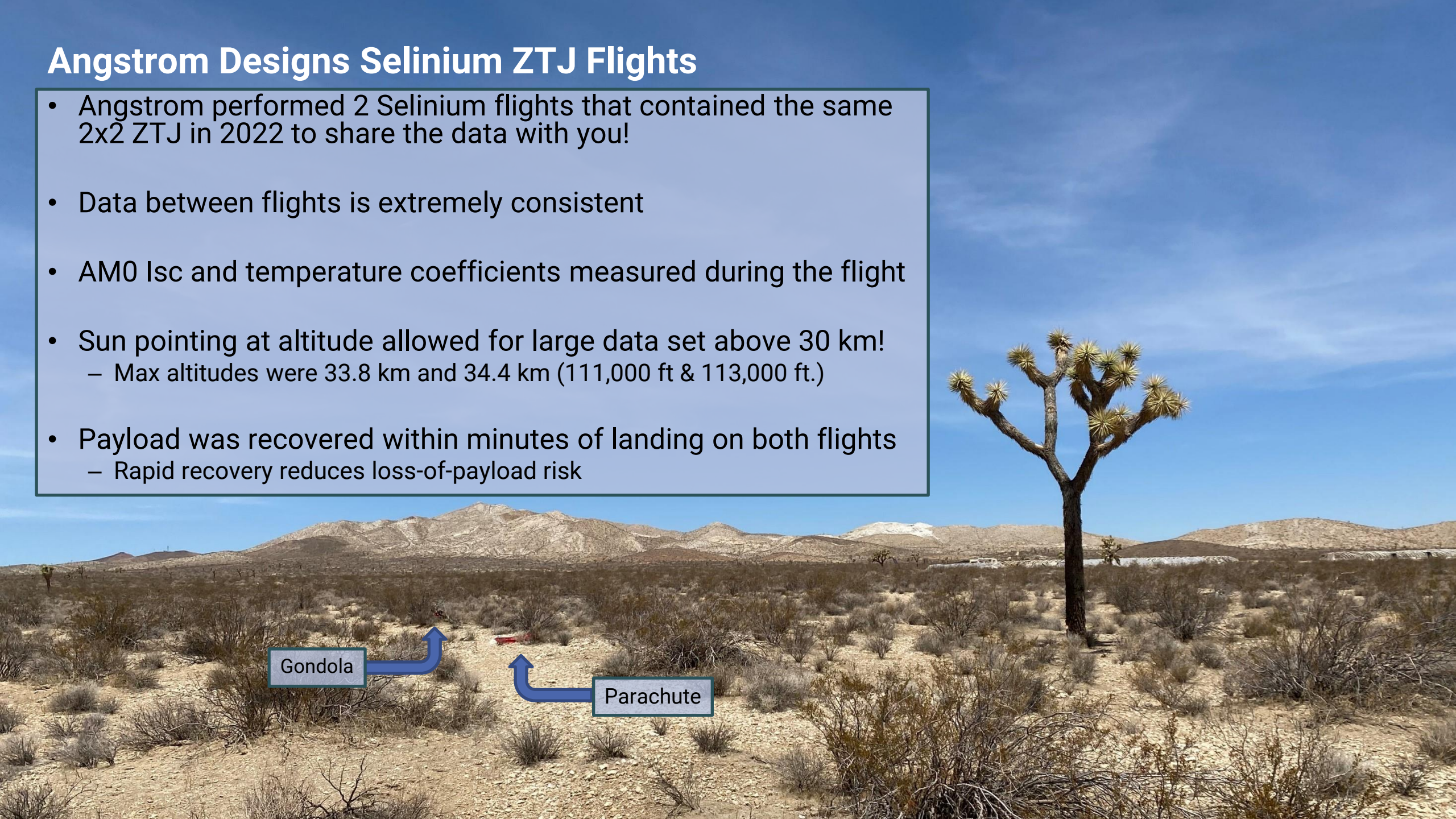

ZTJ Flight Results: Short-Circuit Current

Deviation between flight results was only 0.07%!

Metric	Flight 1	Flight 2
AM0 Isc (mA)	70.104	70.149
Difference from Datasheet	+0.72%	+0.78%
Difference from Measured QE	-0.87%	-0.81%

Isc corrected to 28C
Expected Isc from:
Datasheet = 69.6 mA
Measured QE = 70.72 mA

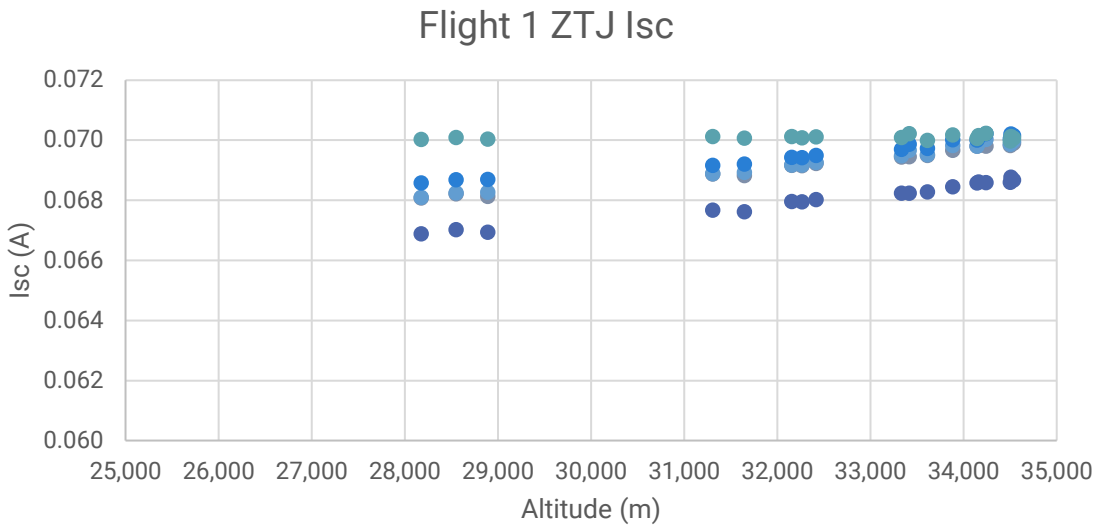

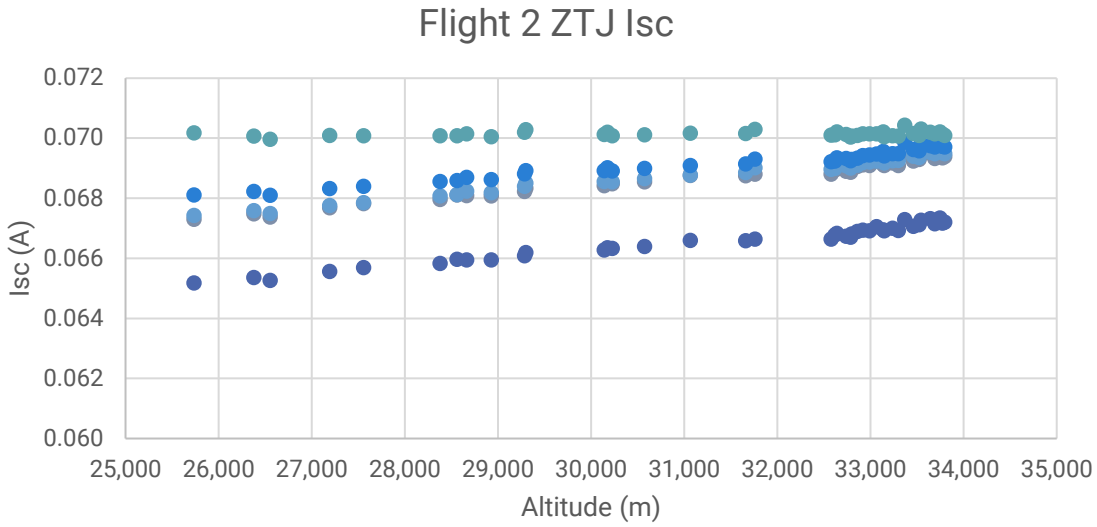

ZTJ Flight Results: Open-Circuit Voltage

Metric	Flight 1	Flight 2
AM0 Voc (V)	2.694	2.695
Difference from Datasheet	-1.17%	-1.14%

Voc corrected to 28C
Voc from datasheet: 2.726 V

Deviation between flight results was only 0.03%!

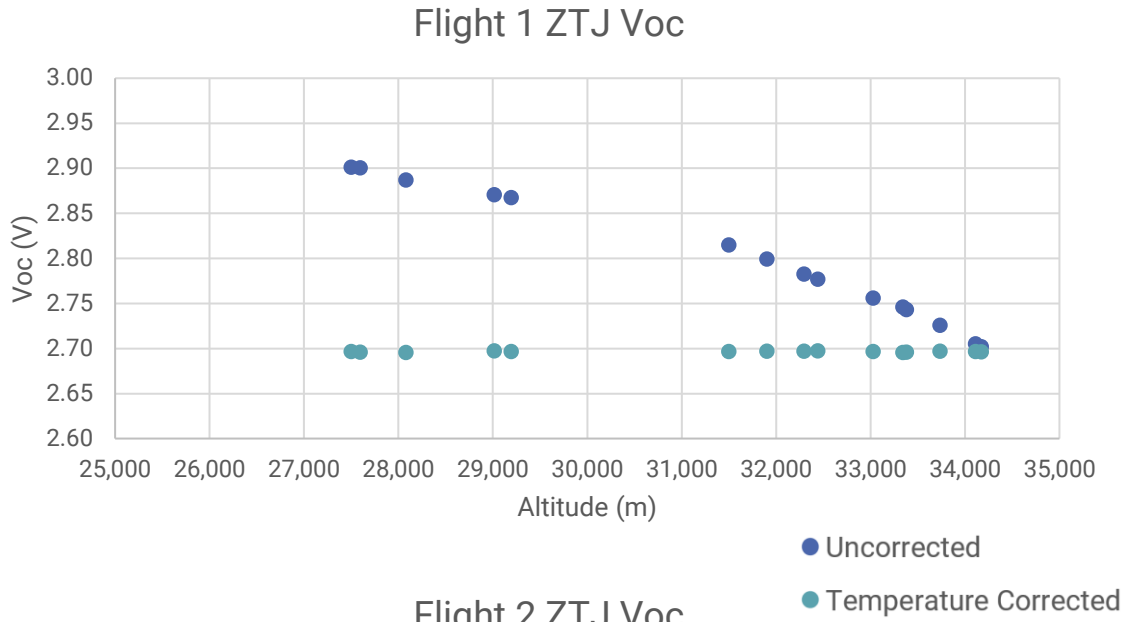

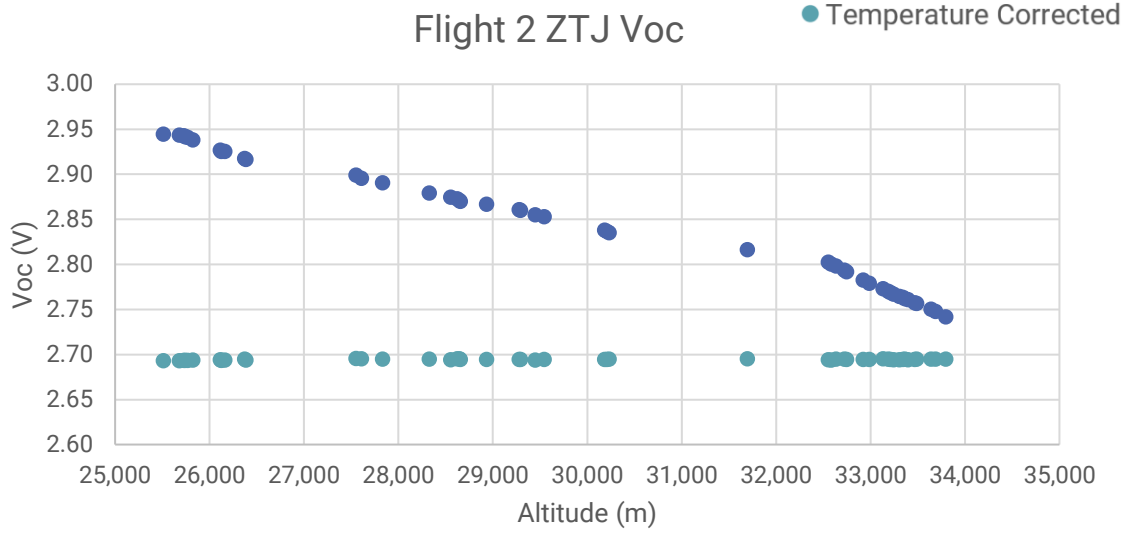

ZTJ Flight Results: Temperature Coefficients

- Cells typically experience temperature shift from -20°C to +30°C at altitude
- Large balloons rise too slowly to measure temperature coefficients

Metric	Flight 1	Flight 2
J_{sc} Temp Co (μA/cm²/°C)	11.8	12.8
J_{sc} Temp Co Difference From Datasheet	0.85%	9.4%
V_{oc} Temp Co (mV/°C)	-6.18	-6.17
V_{oc} Temp Co Difference From Datasheet	1.9%	2.1%

Datasheet J_{sc} Temp Co: 11.7 (μA/cm²/°C)
Datasheet V_{oc} Temp Co: -6.3 (mV/°C)

9% is good!
Isc Temp Co is such a sensitive measurement that the difference in temp co 11.8 and 12.8 only result in an Isc difference of 0.1%.

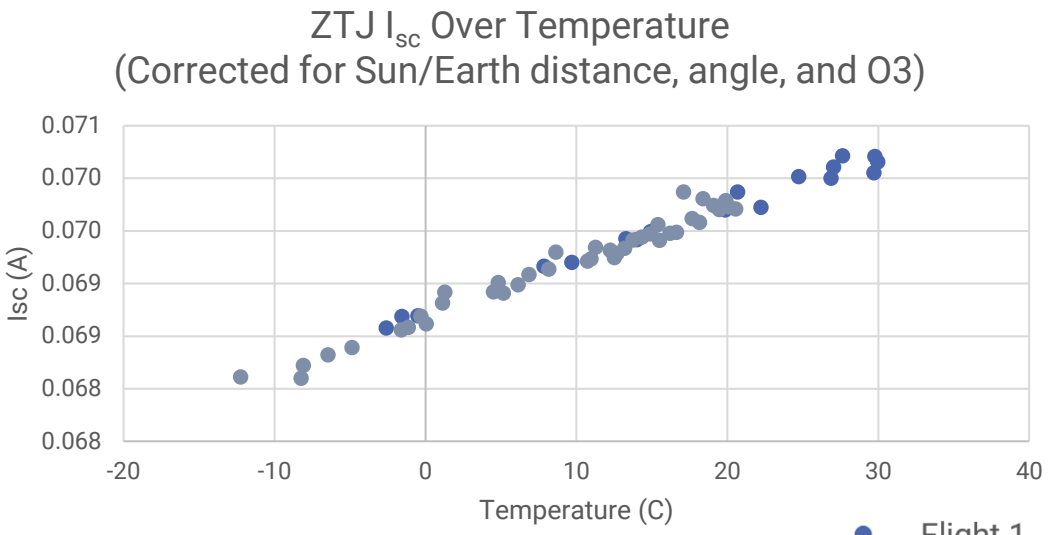

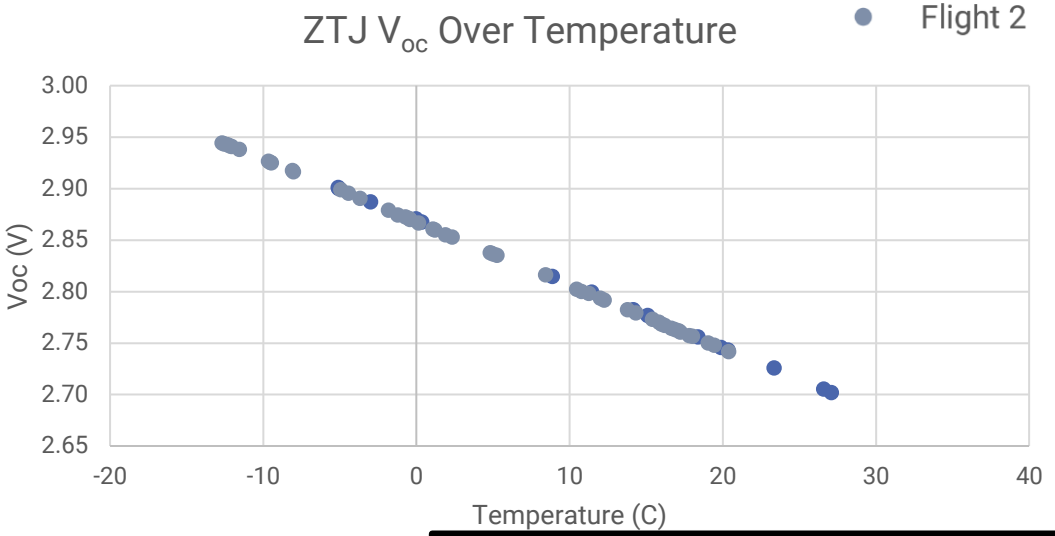

Gathered TempCos Too

Other Reasons to Fly

- Accurately measure performance at AM0
- Measure temperature coefficients
- Directly compare multiple technologies or iterations during the flight
  - Test as you fly
- Establish flight heritage to advance TRL



Angstrom Designs flight team during launch.

Angstrom Designs
Small High-Altitude Balloon Capabilities

- Flexible gondola can accommodate various payload form factors
  - 2x2s, 4x8s, 8x8s, 7x15s, 15x15s
  - NSCAP Holders or AMU Holders
  - Selinium
  - Custom payloads

- Flight prices range from $2850 to $7100 per cell depending on quote specifics


2x2 Baffle


AMU V3


2x2 AMU Holders


2x2 NSCAP Holders



Angstrom Designs can build your flight hardware!

Concluding Thoughts and Acknowledgements

- Perovskites ready to start building flight heritage and are stable enough to act as solar simulator calibration standards
- Angstrom Designs is looking to offer existing III-V solar cell flight capabilities in partnership with perovskite researchers
- Thanks to SMC, AFRL, Aerospace (Colin Mann and Don Walker), Ahmad Kirmani (RIT), Zhaoning Song (UToledo), and many others for their contributions







We want to hear from you!

Scott Ireton
Systems Engineer
415-450-0372
Scott.Ireton@AngstromDesigns.com

Casey Hare
CTO
805-448-4138
Casey.Hare@AngstromDesigns.com

Tim Halsey
CFO
805-284-4535
Tim.Halsey@AngstromDesigns.com

AngstromDesigns.com